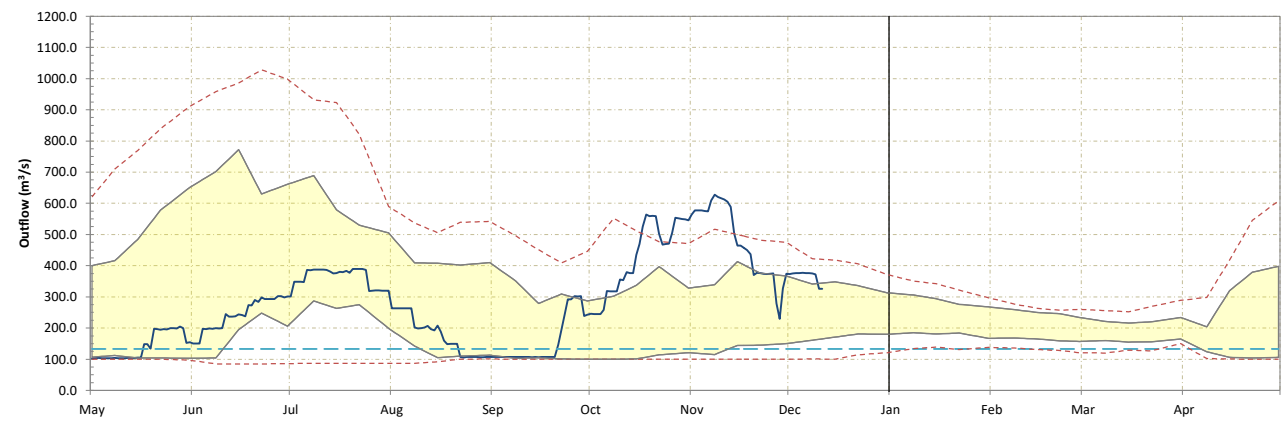
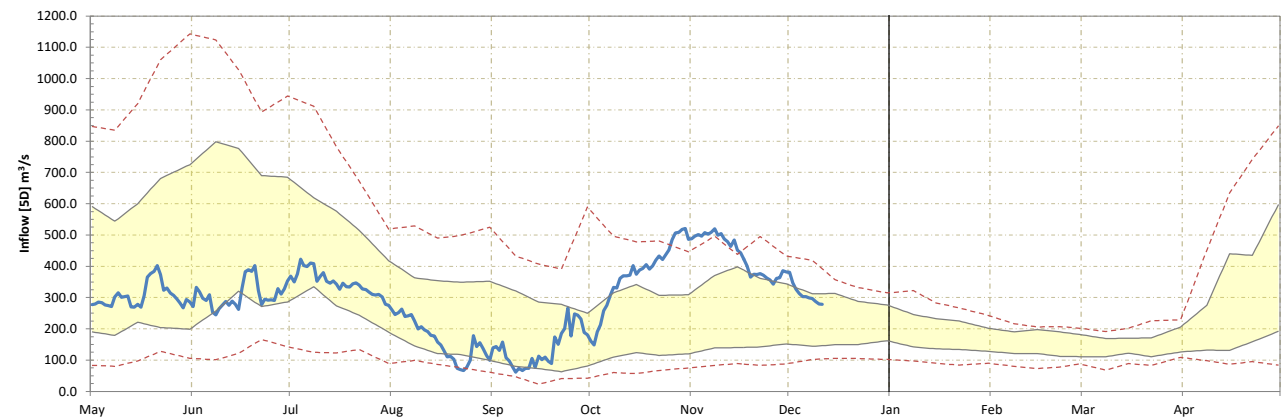
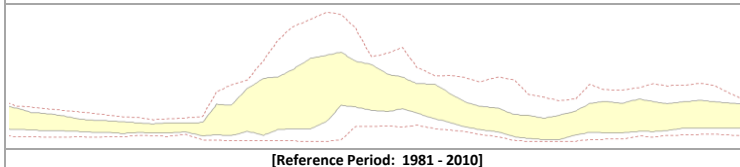




Rainy Lake Elevation



Percentile Data (10th, 25th, 75th, & 90th)



Date	Elevation (m)	Inflow [5D] (m ³ /s)	Outflow [1D] (m ³ /s)
5-Dec-18	337.198	302.6	377.1
6-Dec-18	337.191	303.3	376.7
7-Dec-18	337.184	298.4	375.7
8-Dec-18	337.173	297.1	374.8
9-Dec-18	337.163	287.3	372.0
10-Dec-18	337.154	279.0	325.6
11-Dec-18	337.148	277.9	326.4

Provisional Data