



Web Accessibility Browser Narrator Handbook





H2O Power is committed to providing our services in a way that respects the dignity and independence of persons with disabilities.

H2O power is also committed to making strong efforts to provide accessible web content to all of our clients, customers, third parties and members of the public.



This handbook demonstrates step-by-step how to utilize Narrator a tool that describes content projected on your PC screen, so you can utilize your PC with no display image.

Modifications for the Following Browsers and Operating Systems

- Windows
- Mac OS X

Use Your Device with a Screen Windows Narrator



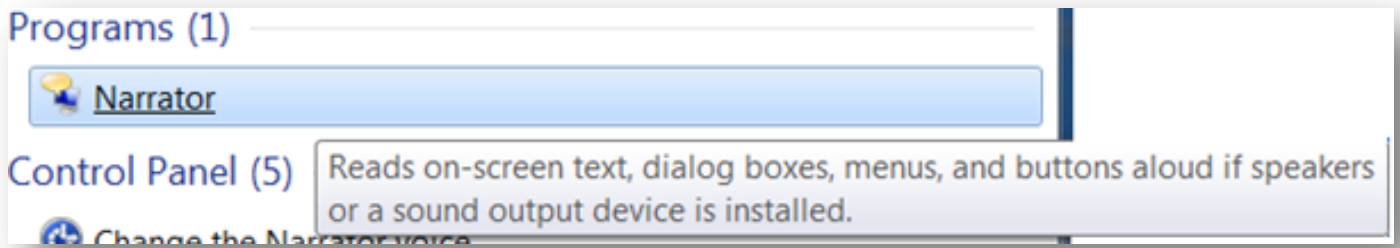
Windows Narrator is a basic screen-reading program. The program gives speech feedback for menus and dialogue boxes. It does not speak out the whole web page.

Step 1. Click on the **Start** button or press the **Windows** button located on your keyboard.

Step 2. Scroll down to all programs and click to select or press **P** on your keyboard and press **Enter**.

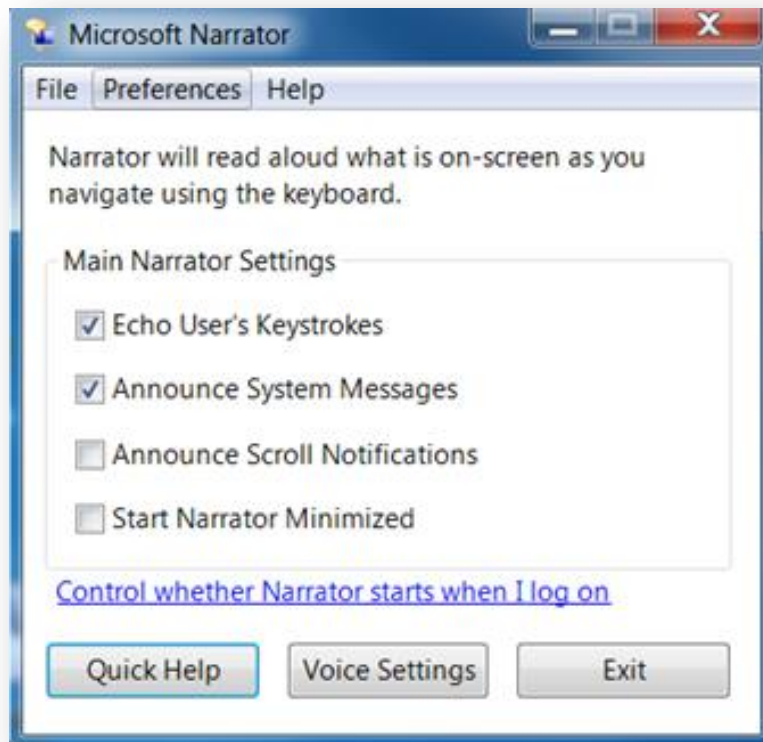
Step 3. Select Narrator or press the **N** key until Narrator is highlighted and press **Enter**.

Figure 1.

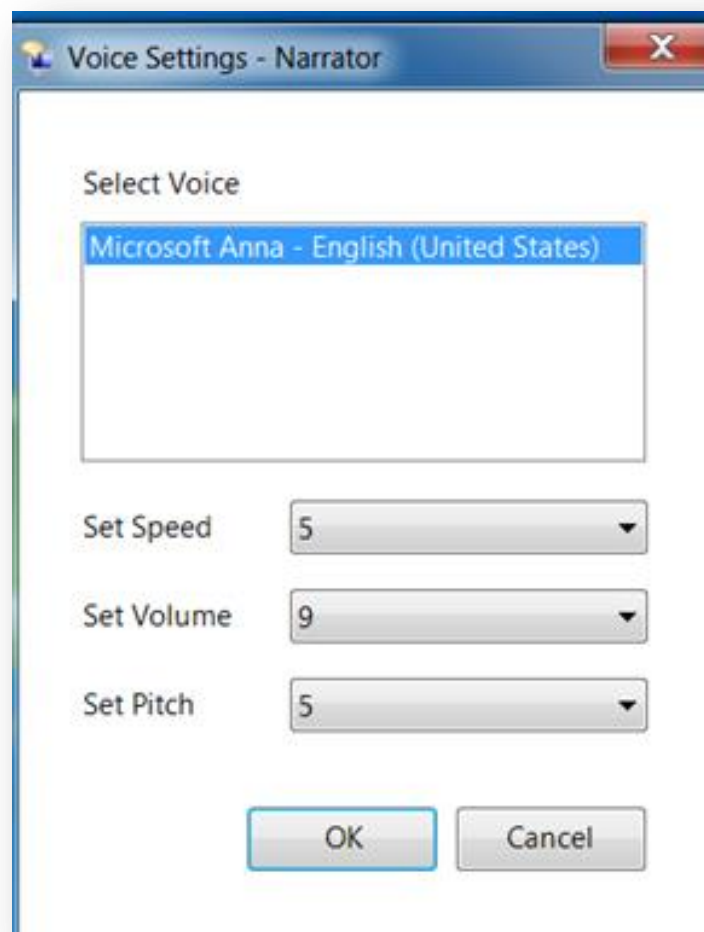


Step 4. The Microsoft Narrator box will be opened. This feature will begin to immediately read out loud instructions on how to utilize this tool. Select **Ok** or press the **Enter** key on your keyboard.

Figure 2.



Step 6. Click **Ok** or press the **Enter** button on your keyboard. A window will appear with several options. Click the checkbox or press the **Spacebar** on your keyboard to customize your options. You can also make adjustments to the voice settings by clicking the Voice button or pressing **V** key on your keyboard.



Macintosh Voice Over Utility



VoiceOver Utility is a narrator program built into the latest versions (OS 10.4 and 10.5) of Apple Operating Systems. It has several features such as speech feedback for menus and dialog boxes.

- 1.** Please go to the [VoiceOver website](#) for more information about Voiceover Utility.
- 2.** Please go to the [VoiceOver download](#) section for an accessible handbook in PDF or audio recordings of the **Getting Started** manual for VoiceOver Utility.